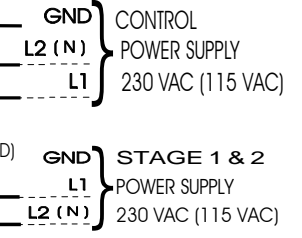
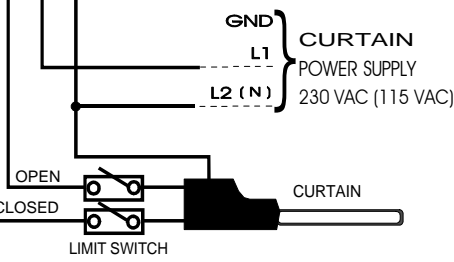
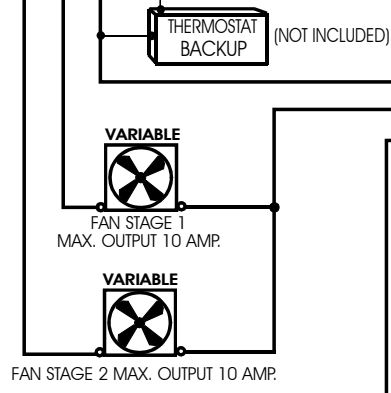
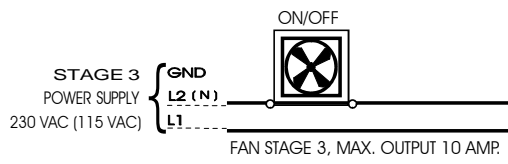
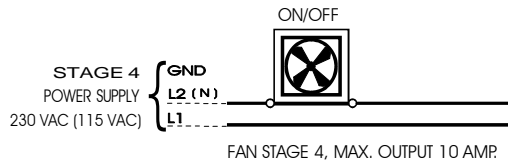
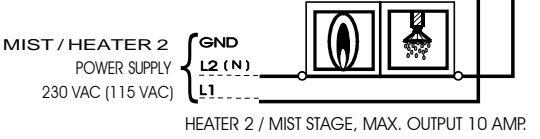
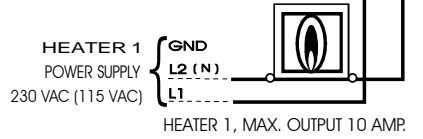
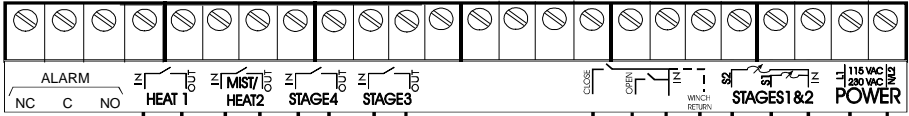


LEAVE A CLEARANCE OF AT LEAST 12" FROM OTHER EQUIPMENT TO ALLOW FOR THE COVER TO BE REMOVED FOR MAINTENANCE.

WE RECOMMEND INSTALLING A FUSE BOX ON EACH STAGE



- NOTES**
1. INSTALLATION OF A GOOD QUALITY ALARM SYSTEM IS STRONGLY ADVISED TO WARN OF POWER FAILURES AND HIGH/LOW TEMPERATURES.
 2. PROVIDE SURGE PROTECTION (TO INCLUDE PROTECTION FROM LIGHTNING) FROM POWER SUPPLY TO CONTROL AND FROM CONTROL TO OUTPUT EXTENDED PROBE. CONSULT A CERTIFIED ELECTRICIAN FOR SPECIFIC RECOMMENDATIONS.
 3. SAME PHASES MUST BE USED TO POWER VARIABLE FANS AND CONTROLS ON 3 PHASES POWER.

DO NOT DRILL THE SIDES OF THE UNIT CONTROL. USE AVAILABLE KNOCK OUTS AT THE BOTTOM OF THE UNIT.

